

Fun Family Activities to reinforce the story

The Church at Corinth Acts 18:1-4; 1 Corinthians 1:10-18

Key Verse:

The message about the cross is foolishness to those who are perishing, but to us who are being saved it is the power of God.

1 Corinthians 1:18

The Point:

We are united together by the power of God in Jesus Christ.

Making Connections:

God Works through Us

Bible Nuts & Bolts:

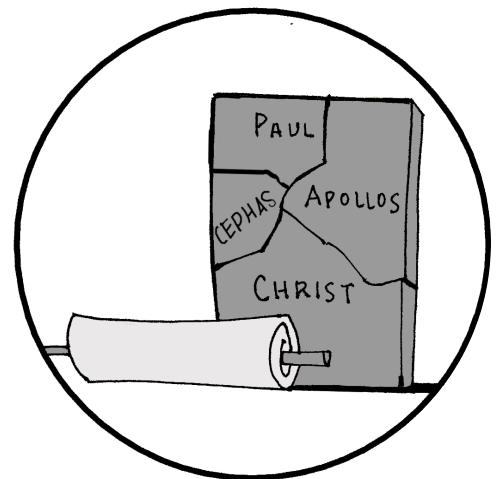
What Are Bible Resources?

Spiritual Practice:

Prayer

Mother's Day!

We celebrate Mothers today and all the important women in our lives!



Background for Adults and Older Kids

Making Connections

Paul traveled far and wide on his missionary trips. Last week, we discovered Paul's role in establishing the church at Thessalonica through his own letters and through specific verses in the Book of Acts. Now we follow Paul from Athens to Corinth, hearing his call for teamwork and unity, heeding his requests to put aside our differences, and joining together, united under God. Next week, we learn about love, specifically God's love for us and how we should love others as God calls us to do.

Story Summary:

The Church at Corinth

Paul arrived in Corinth soon after visiting Athens. Upon arrival in Corinth, Paul wasted no time making new friends. He connected with two fellow tent makers and gave weekly sermons in the synagogue. In these ways he was able to spread the good news of God and Jesus with the people of Corinth. Paul emphasized the importance of community and the idea of working together, and related this to truth of the gospel and the importance of acknowledging and following the one true leader, Jesus.

The Point

We are united together by the power of God in Jesus Christ.

Paul urges all Christians to put aside our differences and be united under Christ. Paul knows that when people start to argue about who the leader of the group should be, they turn their focus away from Jesus. Paul delivers an importance message that the church is founded upon the belief that Jesus is our leader, and we are all followers, united in our love and faith in God.

Bible Nuts & Bolts:

What Are Bible Resources?

There are many resources to help in reading the Bible that can be used for personal devotion or study. Many Bibles have concordances and appendices in the back that include maps, lists of where to find key terms and key people, and more. There are also many print and Internet resources. Bible Gateway and Olive Tree are two websites that include easy-to-use search functions and many different translations of the Bible. Bible Hub is a website that has several translations of the Bible and other helpful resources. There are many print Bible dictionaries and commentaries, such as the HarperCollins Bible Dictionary and Bible Commentary. These resources can help readers learn about the historical, political, and social context of the Bible.

Spiritual Practice: Prayer

True unity, according to 1 Corinthians, comes from recognizing that we are greater than our individuality. We are strong in community not because we are all the same, but because we are all different. When we come together in prayer, we are able to have the room to be who we are, and to hold varying perspectives and opinions, while still admiring and respecting the perspectives and opinions of different people.

Read the Bible Story Together:

Today's Bible story is not in the Spark Story Bible. The following is a summary of the story for younger ages:

"Paul traveled to many places sharing the news that Jesus Loves You with all the people he came across. He traveled to a town named Corinth and stayed with a husband and wife that were tentmakers, just like he used to be. He made tents with them while he stayed with them. Paul gathered people together while he was in Corinth. He told the people of Corinth that even though they are each different people, we all are in God's family and should follow Jesus Christ. Even though we each look different, act different and have different gifts, talents and opinions, we are all united in our love of Jesus! We all can show kindness and joy to others, just like Jesus did!"

3rd graders and older: look this story up in your Adventure Bible! Find the book of Acts. Where do you find it? Old Testament or New Testament? Look at the first page of this book. Who wrote it? Why was it written?

Now find 1 Corinthians. Who wrote this book? Why did Paul write this book?

Look at the list of important teachings in this book: Which one of these do you think is most important?

Look up the lessons for today: First Acts 18:1-4 and 1 Corinthians 1: 10-18.

Paul was a person who organized others to gather in the name of Jesus. He traveled far and wide across many lands, bringing people together to share with them the good news of God and Jesus Christ. One day, Paul traveled from Athens to Corinth.

We read about Paul today, and hear what he did and said while he was in a city named Corinth, making tents and gathering the people there to hear the good news of God and Jesus. Paul showed the people what it meant to be a believer by his words and his example.

Can we do the same? Can people tell what we believe in by the words we use or the way we treat others? That is what Jesus wants us to do. That is what Paul was telling the people of Corinth. Don't just use words to tell about Jesus, but DO SOMETHING. Show God's love by your kind actions and by being helpful.

Jesus Loves Us All: Pre K—2nd grade

Using play dough, kids use heart shaped cookie cutters to create hearts in a variety of sizes, showing the love that Jesus has for us and the love we have for Jesus, and representing the fact that this love is for everyone of all ages and sizes. Pick a special clay heart and show your mom or grandma or other special person in your life and tell them that you love them!

Be a Tentmaker: All ages

Paul had a job, just like other people do. He made tents. So to remember Paul and his job as a tentmaker, we are going to spend some time together in a tent.

If you have a tent, set it up in the backyard and bring out blankets and pillows and sit in the tent and tell stories, or read a book together. Talk about the last time you used the tent.

If you don't have a tent, make one using a table draped with blankets, or two or three folding chairs or dining room chairs with a blanket or sheet draped on top.

Sit in your tent and talk about ways your family can share God's love the way Jesus teaches us to do... How can you show kindness to someone else during this "stay at home" environment? Is there someone in your neighborhood that would smile if you drew hearts with chalk on their sidewalk? Can you wave to people as they walk by and say hello? Use your thinking cap to come up with special ways to show kindness.

Conflict Resolution: Grades 2 and older

During this time when we are all together ALL the time, it's hard to get along ALL the time! In our story today, we talked about Paul's travels and Paul's message as he carried the good news of God to people everywhere. Paul traveled to lots of places and talked to lots of people, and Paul made lots of friends! Paul not only made friends, he helped other people make friends with each other. Most of these friendships were wonderful, but even best friends can have misunderstandings. When some people started arguing about who to follow, Paul stepped in to try and help. Paul reminded the people that we all have only one true leader: Jesus Christ. Paul helped the people who were disagreeing.

- 1 **When people disagree about something, that is called conflict. Can you give an example of a time you did not agree with someone? What did you do?** Allow family members to respond.
- 2 **Conflict happens all of the time. We cannot always be the first one in line or get the biggest cookie or play with our first choice of toy. But here are four fun ideas to try the next time a conflict should arise!**
 - **Idea number one is "Flip a Coin" or "Rock, Paper, Scissors."** These are both games of chance that you can play to decide who will get to go first in line. Heads, it is you. Tails, it is me! Demonstrate each game.
 - **Idea number two is "Taking Turns."** Let's say we both wanted to play with the same bouncy ball. A great way to solve this dilemma is to let your friend play with the ball first, and then you take a turn. To make it even more fair, set a timer so you both are sure that you get the exact same amount of ball bouncing time. Practice taking turns.
 - **Idea number three is "Apologizing."** This one is not always easy, but it is a great way to solve some kinds of conflict. Let's say you accidentally ran into someone, and knocked them down to the ground. Just by stopping and saying, "I am sorry," you can solve the conflict right away. Practice apologizing.

- Idea number four is “Sharing.” Think about that bouncy ball again. Maybe instead of taking turns, you and your friend could share the ball, tossing it back and forth to each other, counting how many times you can do it without the ball bouncing away.

If you have tried any of these ideas, what did you do and how did it work? Allow family members to answer.

God wants us to get along. God wants us to work together to solve our conflicts. The next time you have a disagreement with someone, try one of these ideas and see what happens. And when you solve that conflict, say a prayer of thanks to Jesus!

Pray together:

Dear Jesus,

Thank you for leading and loving us no matter where we are. You are our one true leader, and we love you with all of our hearts. Help us to get along with others and be helpful, just like you!

In your name we pray.

Amen.

The following activities are for Mother's Day- make something for someone special in your life that loves you!

This Sunday is Mother's Day!

Fill this out about your mom, grandma, or other special person in your life!

To relax, she
likes to:

Her favorite
thing to eat is:

I love it when
she:

All About


Her favorite
color is:

My favorite
thing to do with
her is:

Use Craft Sticks, buttons and a paper heart to make someone a special picture! Could use beads, paper pieces or pom poms instead of buttons. Use what you have!



Make a picture frame out of bigger craft sticks. Print out a picture of your child or children and attach it to the back of the frame. Have your child add puzzle pieces around the frame. Add the words "I love you to Pieces" on the bottom.



Card for someone special!

Make a card for your mom today, or for someone that is special in your life and it's also a sun catcher!!

- You will need:
- Construction paper or cardstock paper
- Tissue paper in small pieces
- Contact paper
- Ribbon
- markers, crayons, scissors

Fold your paper in half and trace a heart shape on the front. Cut out the heart shape.

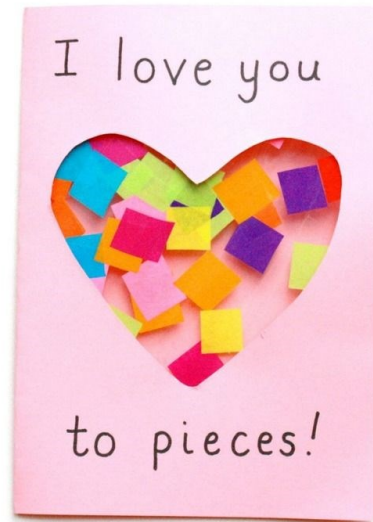
Cut a heart shape out of 2 pieces of Contact Paper (same size as the one used on the front of the card). Remove the backing from one of the contact paper pieces and place sticky side up on the table.

Put tissue paper on the sticky side and add a piece of ribbon, folded in half to the sticky side of the contact paper, center of heart on top, then cover with the second piece so the tissue is between the 2 and holding the ribbon in place. Trim the contact paper heart if you need to (it's hard to get it lined up exactly when sticking it together)

Put the tissue paper heart inside the card to show through the cut out heart.

When the card is opened, the tissue paper heart can be hung in a window to reflect the love you have for that special person!

.... Don't forget to sign the card on the inside!



Learning and Exploring through Play

