

Fun Family Activities to reinforce the story of Palm Sunday and Holy Week: Mark 11:1-11; 15:16-39; 16:1-8 OR Matthew 21: 1-17

Key Verse:

“Blessed is the coming kingdom of our ancestor David! Hosanna in the highest heaven!”

Mark 11:10

Now when the centurion, who stood facing him, saw that in this way [Jesus] breathed his last, he said, “Truly this man was God’s Son!”

Mark 15:39

“Do not be alarmed; you are looking for Jesus of Nazareth, who was crucified. He has been raised; he is not here.”

Mark 16:6

The Point:

We can celebrate Jesus, the crucified and risen king.

Making Connections:


God’s Triumph

Bible Nuts & Bolts:

Understanding Culture and Customs

Spiritual Practice:

Worship



Making Connections

Last week we read Mark’s warning of the need to stay faithful and be prepared for times of difficulty to come. This week, the lesson is designed for Palm Sunday and the beginning of Holy Week. This week we will move backward in the Bible (from Mark 13 to Mark 11). Next week, we will continue to learn more of the Easter story as they move forward in the Book of Mark to the story of the empty tomb and the ascension.

Story Summary:

Holy Week and Easter

Jesus, the Messiah, rides into Jerusalem on a colt as people shout “Hosanna!” Later that week, this Messiah is led out to his death. He is crucified and mocked. He cries out to God and then dies. The temple curtain is torn. A centurion declares that Jesus was God’s Son. It appears that our Messiah has failed.

However, three days later, several women go to Jesus’ tomb and discover the tomb is empty. A young man tells them that Jesus has been raised and that they should go tell his disciples to meet him in Galilee. Out of fear and amazement, the women run away. They go but tell no one. So, we wonder, how did the news get out if they did not tell? How do *we* tell this story?

The Point

We can celebrate Jesus, the crucified and risen king.

If one were to stage today's reading as a stage drama, there would be a scene change between the two segments. Energy, props, and lighting would change. The atmosphere would change. The final part of today's reading brings us from Holy Week, through the passion story, and into the resurrection. From the fulfillment of prophecy and frenzied crowds, to the sorrow of death, and finally the amazing resurrection, we shift our minds as we journey through this story.

Bible Nuts & Bolts:

Understanding Culture and Customs

The books of the Bible were written in specific time periods in specific cultures. The writers of the Bible wrote for an audience that shared their knowledge of the culture and customs of the day. We live nearly 2,000 years after the New Testament was written. It is important to try to understand the Bible in its original context to better understand the message.

Spiritual Practice: Worship

Our stories in this extended lesson range from the excitement of the triumphal entry, to the heartbreak of the crucifixion, to the amazement of the resurrection. The disciples are experiencing emotions of every type. We often feel the same during times of worship, and do not know where to begin. Should we be raising praise? Or asking for guidance? Or are we buried in sorrow? Having a prompt can help children focus on a way to worship and pray when things feel overwhelming.

The Story of Holy Week for Preschoolers:

We don't want to scare our little ones, and you are the best judge of how much information your child can process, but we do acknowledge that in Jesus' life there were some very happy times and some very sad times. People wanted to hurt Jesus and because of his death and resurrection, we have eternal life! Palm Sunday is joyful and Easter is Joy-filled, but the events of Holy Week in between those events were sad. Included here is the story of Easter from a preschool book called The Easter Story.

Open the Bible: Ages Preschool—2nd grade Palm Sunday lesson

If you don't have a Spark Story Bible you can use the story pages attached separately.

Open your Spark Story Bibles to page 454. You will see a picture of Jesus leading a crowd of people. Jesus is on the road to Jerusalem. Even Squiggles is following Jesus! Show kids the illustration of the city on page 455.

Look at the big city! Jesus is going to this city, Jerusalem. He gets there in an unusual way. Let's read the story to hear what happens. Follow along in your Bibles.

Read the Palm Sunday story, pages 454–459, aloud.

How did Jesus get to the city of Jerusalem— what did he ride? (a donkey).

What do the people do when they see Jesus riding into town on the donkey? (they wave palm branches, shout hosanna and sing, and lay down their coats).

When the people saw Jesus, do you think they were happy or sad? (happy)

Instead of shouting “Hooray”, they shouted “Hosanna!” Let's all jump up and say “Hosanna!” Repeat the cheer several times.

Then they threw their palms on the ground to make a path for Jesus. They also threw their coats on the ground to make a path for Jesus. Everyone was so happy to see Jesus!

Jesus is absolutely the most important person ever, and just like the people in Jerusalem, we want to make sure we show Him just how important and special He is.

But you know, we don't have to be able to physically see Jesus as a man to show Him how important He is to us. Just because we can't see Jesus, it doesn't mean He's not here.

Actually, Jesus is here right now. **RIGHT NOW!** Jesus is always with you!

And if Jesus is always with you, what should we always be doing? We need to show Him how special and important He really is.

Open the Bible— 3rd grade and older

Read Matthew 21: 8-11. What did the people shout? What do you think Hosanna means? (it means save, which became an exclamation of praise).

Who did the people think Jesus was? What did they think he was going to do for them?

They probably thought he was the Messiah or the Promised One that God said would someday save the people. The problem is they expected this Messiah to be one who would save them from the Romans, someone who would make a powerful earthly kingdom. Jesus is the Messiah but he gives a heavenly kingdom. He would sacrifice his life to be our Savior. That way we get the best blessing—getting Jesus as Savior and Lord.

Read Matthew 21: 12-17. What did Jesus do when he entered the temple? Why do you think he got angry at all the people selling things?

Why do you think the chief priests and teachers of the law were angry about Jesus healing people and the children shouting praises to him?

When Jesus got done talking to them (verse 16-17) he left and went to spend the night out of the city. What do you think he did after he left the temple? How do you think Jesus felt at the end of that day?

Palm Sunday Activities:

Palm Branches

Set out an assortment of palm-shaped leaves cut out of plain paper with slits cuts down both sides to create fringes, along with a collection of crayons in various shades of green and brown. Encourage your kids to color their cutouts with the provided crayons, and when done, to wave their palms in the air, welcoming Jesus to town.

Parade

Provide instruments and streamers. Play music, and encourage your kids to march around in their own parade.

Fingerprint Cross

Make crosses out of painter's or masking tape on pieces of cardstock. Provide washable ink pads, and allow students to fingerprint around the tape cross. Remove the tape, revealing the cross image on the white paper. Use wet hand wipes to clean their fingers.

Jesus is the King game


Supplies – cut out green paper palm leaves and write questions or activities on the back. Be creative and make the questions or actions for older kids harder than the ones for preschoolers. Activities can be “Jump up and down 5 times” or ask “What did Jesus ride into Jerusalem?” or “Walk backwards and quack like a duck”, etc.

Spread the green palm leaves out on the floor, written side down. Tell the kids that they must take turns taking a leaf and doing what it says on the back.

Have each person take turns picking a leaf. When each person is done, the family says “Hosanna to the King” and then the next person picks a leaf. Mix the leaves up after each turn so they don't pick the same one each time.

Road To Easter: Older Kids looking at the events of Holy Week

Using the game sheet, have the kids look up the different events of Holy Week and put them in order, starting with Palm Sunday. They can cut out the squares and put them on the “road” or just look up the verses and see which goes where using the numbered squares.



11
Matthew 27:
57-61

10
Matthew 27:
45

THE ROAD TO EASTER

WHAT HAPPENED
DURING HOLY WEEK?

9
Matthew 27:
32-44

5
Matthew 26:
50-56

6
Matthew 26:
69-75

7
Matthew 27:
11-14

8
Matthew 27:
29

4
Matthew 26:
46-49

Starting with Palm Sunday, put the events in the order in which they happened.

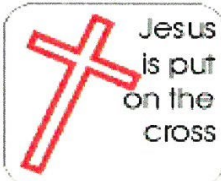
3
Matthew 26:
36-46

2
Matthew 26:
26-30

1
Matthew 21:
12-17

START
PALM SUNDAY

Matthew 28: 1-11

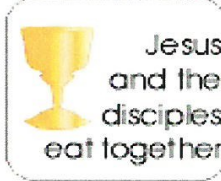


Jesus is put on the cross

Jesus Prays in Gethsemane

Jesus is wrapped in linen cloth

Cutting clue:
cut the whole row first, then cut apart the squares



Jesus and the disciples eat together

Judas kisses Jesus

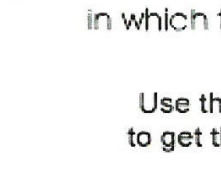
Jesus cleans up the temple

cut out these squares and glue them on the road in the correct order in which they happened



Jesus gets a crown of thorns

Jesus is Arrested



Use the Bible verses to get the right answer

Hosanna to the King!



KIDS EASTER WORD SEARCH

S I N S O X R E S U R R E C T I O N G
 P R R E M E M B E R A S U N D A Y S X
 P A S S O V E R G A L S H S P I R I T
 R F A J F O M X V F M I D Y K R H C I
 O G U E Q Y D Z S A I P L O V E G H X
 M V K S E G D K A T G T O M B I O R Z
 A S L U Z H O M C H H U R D X A O I S
 N M A S O N L D R E T H D G K C D S K
 S I A V I F I F I R Y O P D I A F T M
 M U P R P Q V O F U Q L I F N L R S B
 B A L S Y E I R I C W Y S S G I I D S
 V C E I Q Z N E C I R S V A Y V D C A
 Y R N P W P G V E K K O Y P V E A M L
 U O T E A S T E R M M P W E H I Y G V
 H S T H C A T R U G D E H N D K O D A
 D S Y C O P Y S H X F R I S E N H R T
 F W A X G R C R U C I F I X I O N S I
 Q L A M B N N P F A S T I N G I F I O
 E K X S E L A S T S U P P E R K Q P N

FATHER
 SPIRIT
 HOLY
 CHRIST
 CROWN
 THORNS
 ROMANS
 SACRIFICE
 SINS
 LIVING
 TOMB
 ALIVE

LORD
 GOD
 CRUCIFIXION
 SON
 FOREVER
 SALVATION
 SAVIOR
 LAMB
 LOVE
 JESUS
 EASTER
 CROSS

RESURRECTION
 ALMIGHTY
 MARY
 FASTING
 GOOD FRIDAY
 SUNDAY
 LENT
 LAST SUPPER
 PASSOVER
 RISEN
 REMEMBER
 KING